




TREE CHECKLIST

- ☐ 1. Star Magnolia
- ☐ 2. Kousa Dogwood
- ☐ 3. Grape Arbor
- ☐ 4. Black Walnut
- ☐ 5. Lilac Tree
- ☐ 6. Cedar
- ☐ 7. Arborvitae
- ☐ 8. Holly
- ☐ 9. Flowering Dogwood
- ☐ 10. Weeping Cherry
- ☐ 11. Sugar Maple
- ☐ 12. Apple Orchard
- ☐ 13. White Oak
- ☐ 14. English Elm
- ☐ 15. Ohio Buckeye
- ☐ 16. Mountain Laurel
- ☐ 17. Sycamore
- ☐ 18. Copper Beech
- ☐ 19. Lodgepole Pine
- ☐ 20. Ginkgo
- ☐ 21. Japanese Red Maple
- ☐ 22. False Cypress
- ☐ 23. Eastern Hemlock
- ☐ 24. Rosebay Rhododendron


Donated By:
STUDIO
203.470.9914




Black Walnut:
(*Juglans nigra* L.) One of the scarcest and most coveted native hardwoods, Black Walnut is used especially for furniture, gunstocks and veneer.




English Holly:
(*Ilex aquifolium* L.) 50' tall on average, many horticulture varieties differ in leave size, shape, spines and color. Used primarily for Christmas decorations, this plant has been cultivated since ancient times.



Flowering Dogwood:
(*Cornus florida*) Growing 30' tall this is one of the most beautiful eastern North American trees with showy early spring flowers, red fruit and scarlet autumn foliage. Indians used the aromatic bark and roots as a remedy for malaria and extracted red dye from the roots.




Sugar Maple:
(*Acer saccharum*) Fully grown this tree stands 70-100' tall. Some trees develop special grain patterns including birdseye maple and fiddleback maple with its characteristic wavy annual rings. Boiled sap is the source of maple syrup, a use that colonists learned from the Indians. 32 gallons of sap is needed to make 1 gallon of syrup.



White Oak:
(*Quercus alba* L.) 80-100' in height. This tree is also known as "Stave Oak" because the wood is so outstanding in making tight barrels for whiskey and other liquids. In colonial times it was used for shipbuilding.




Arborvitae:
(*Platycladus orientalis*) The Arborvitae is native to northern North American and the mountainous regions of the south. Trees grow an average of 50' tall and flower in May.




Kousa Dogwood:
(*Cornus kousa*) the Kousa dogwood grows to 30' tall and 20' wide. It blooms in the late spring and early summer. In late summer, this tree bears reddish-pink raspberry-like, edible fruit. The fall foliage is a deep scarlet.



Lilac Tree:
(*Syringa vulgaris*) The color of the Lilac Tree's blossom varies from pink to purple to blue. Flowers bloom in spring and summer. The trees grow to approximately 5-20' tall and 10' wide. The flowers attract butterflies.



Sycamore:
(*Platanus* sp.) The Sycamore tree is native to North America and reaches a height of 100' and a width of 80'. It flowers in May.



Apple Orchards:
The trees in the apple orchards produce many antique varieties of apples.




False Cypress:
(*Chamaecyparis* sp.) The False Cypress is a type of evergreen tree. It grows to approximately 50-75' tall and 25-30' wide.



Copper Beech:
(*Fagus sylvatica*) The Copper Beech is native to the Northern Hemisphere. These trees are often used for ornamental purposes in the United States. They have egg shaped leaves and bear small nuts.



Japanese Tree Lilac:
(*Surinea reticulata*) Native to Japan, the tree grows 30' tall and 15-20' wide. White flowers bloom in late spring and early summer. Gold fruit capsules appear in the winter. This tree is one of the most trouble-free of the lilac varieties.



Ginkgo:
(*Ginkgo biloba*) The Ginkgo Tree is originally native to China and Japan. It reaches 90' tall and 40' wide. The tree flowers in May and bears edible nuts inside pulpy fruit.



Lodgepole Pine:
(*Pinus contorta latifolia*) This tree grows 50-100' tall. Native regions include the Rocky Mountain States. Its straight, tall trunk was used by Indians to build lodges, hence its namesake. The trees flower in May and June and also bear cones, which mature after two years.



Hemlock:
(*Tsuga canadensis*) Hemlock trees are native to the northern states of North America and the Appalachian Mountains. The trees flower in May and June and grow to approximately 50' tall.



Japanese Red Maple:
(*Acer palmatum*) Native to Japan and now found throughout North America, the Japanese Maple grows 20' tall and 20' wide. It maintains scarlet foliage throughout the warmer months.

English Elm:
(*Ulmus procera*) 80' fully grown, this tree possesses a straight trunk and a dense rounded crown of spreading and nearly upright branches. Dark red flowers bloom in early spring. The English Elm is propagated by suckers from their roots that encircle the trunk and appear at a distance.